Operational Plans
UKFS Compliance in Practice

Tim Saunders
Woodland Officer
SE&L Forest Services

Rick Vallis
Silva Woodland
Management LTD

Forestry Commission England

FC approved woodland plan

Forestry Commission

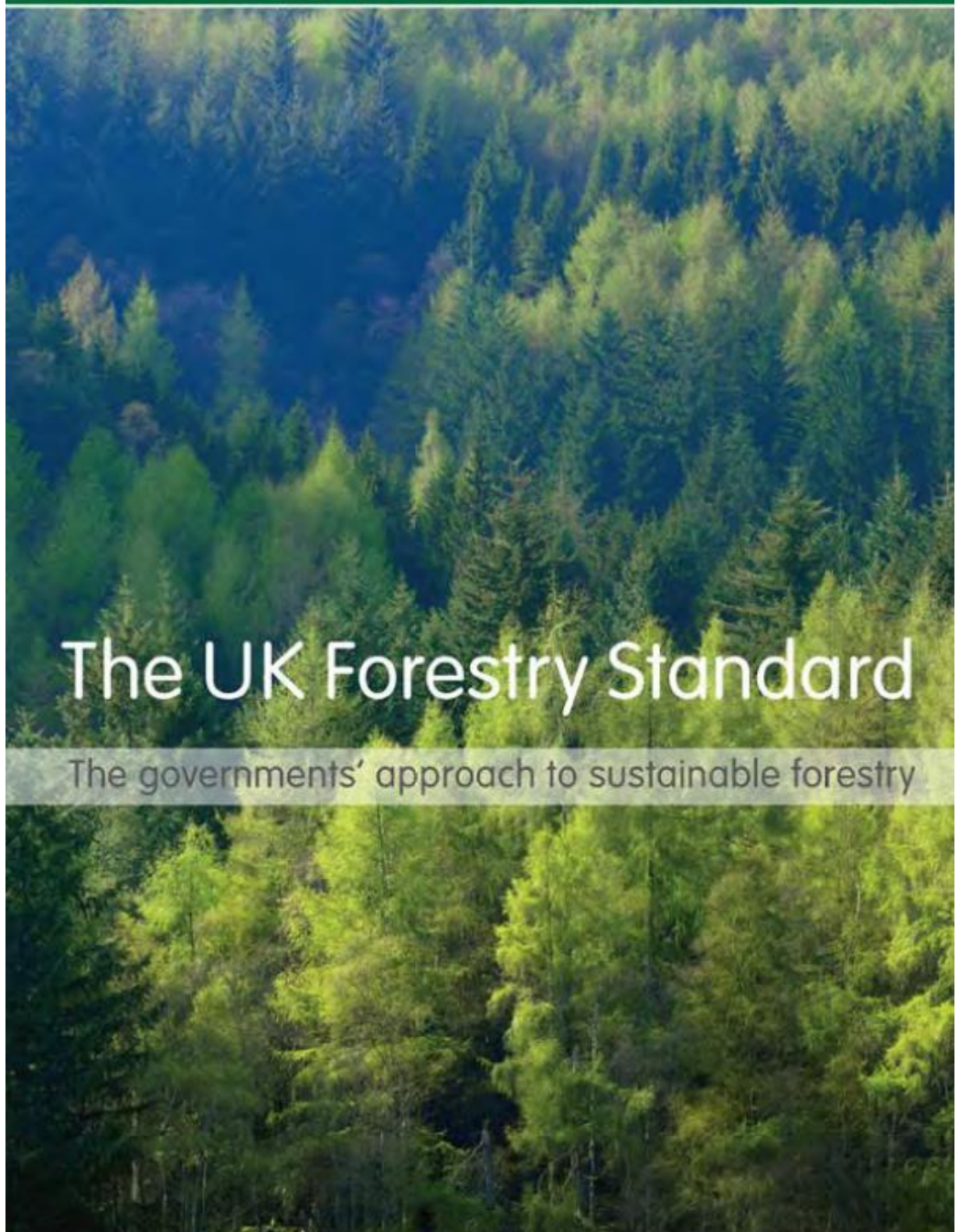

The UK Forestry Standard

The governments' approach to sustainable forestry

Roles and responsibilities

FC England roles;

- Review drafts and approve woodland plans
- Grant associated felling permissions
- Inspect restocking following felling operations
- **NB: No engagement with operational activity**

Forestry managers;

- Draft UKFS compliant plans
- Implement and manage forestry operations
- Deliver restorative actions e.g. restocking
- **Ensure UKFS compliance across all operations**

- Initia
- Iden
- Othe
- Cons
- Time
- Prop
- WAG

- Exam

Woodland Advisory Group - Woodland visit report

1. Contact information

Woodland property contact name	
Company/organisation name & address	
Confirm Position (e.g. owner, manager)	
Email	
Telephone number	
Woodland Advisor name	
Date of visit	
Time of visit	

2. Woodland property details

Woodland property name	
Woodland address if different from above	
Grid reference / Postcode	
Size (ha)	
Woodland Type	Broadleaf / Conifer / Mixed – High Forest / Coppice

Site survey and mapping

- The grant route WPG
- Rationalise Compts and field parcels prior to visit. Draft GIS Plans
- Site survey & Cpt details
- Operational planning
- Hazards & constraints
- Pest & disease
- <50ha at least a day
- Draft WMP

WMP strategy

- Compartment survey template
- GIS mapping Compartment & sub cpt
- Management plan UKFS compliance

- Harvesting & biodiversity.
- Landscape & people.
- Stakeholder engagement. (Local PC, HE, NE,FC)

- Plan of operations (Cpt. Summary)
- Submit draft WMP

Management planning site meetings







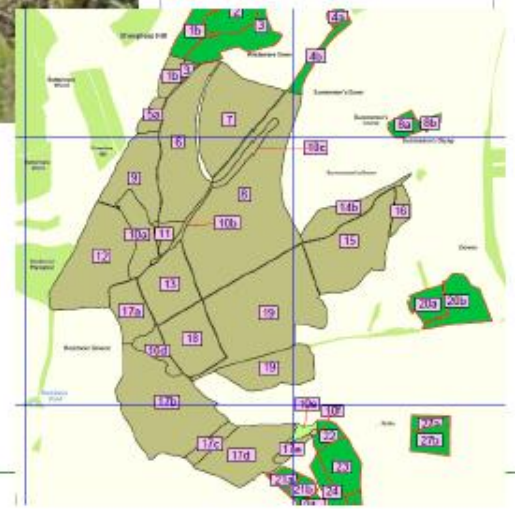

Putting the plan into practice…

Forestry Commission England

Things to think about…

- CS Higher tier
- Draft woodland budgets
- Management practicalities - Shoot constraints, designations, timing & weather.
- Barriers to management
- Access & Infrastructure
- Cost & economies of scale
- Contractor resource

Contractor Selection

- Certification and insurance – FISA
- Experience- example sites
- Expertise eg. softwood/hardwood plantation or coppice specialists.
- Collaboration with specialist harvesting firms linking to haulage
- Vital that operational plan should be understood by ALL working on site.
- Legally binding contract

Operational plans

My operational plans include a number of checklists and usually maps to ensure best practice and reduce the risk of things going wrong. I will address the following:

- Hazards to workers and forest users.
- Machine access, refuelling, waste disposal and timber stacking.
- Sensitive site features and deadwood
- Ensuring that only the intended trees are felled!
- How the site will be left on completion.
- How to modify operations in case of unforeseen change.
- Type of contractor can have a huge impact on UKFS compliance- eg. Minimise rutting & compaction during forest operations by selecting the most appropriate machinery.
- Appropriate working method for site conditions; monitor operations and review on regular basis.
- Stop procedures need to be in place!

Hazard Mapping

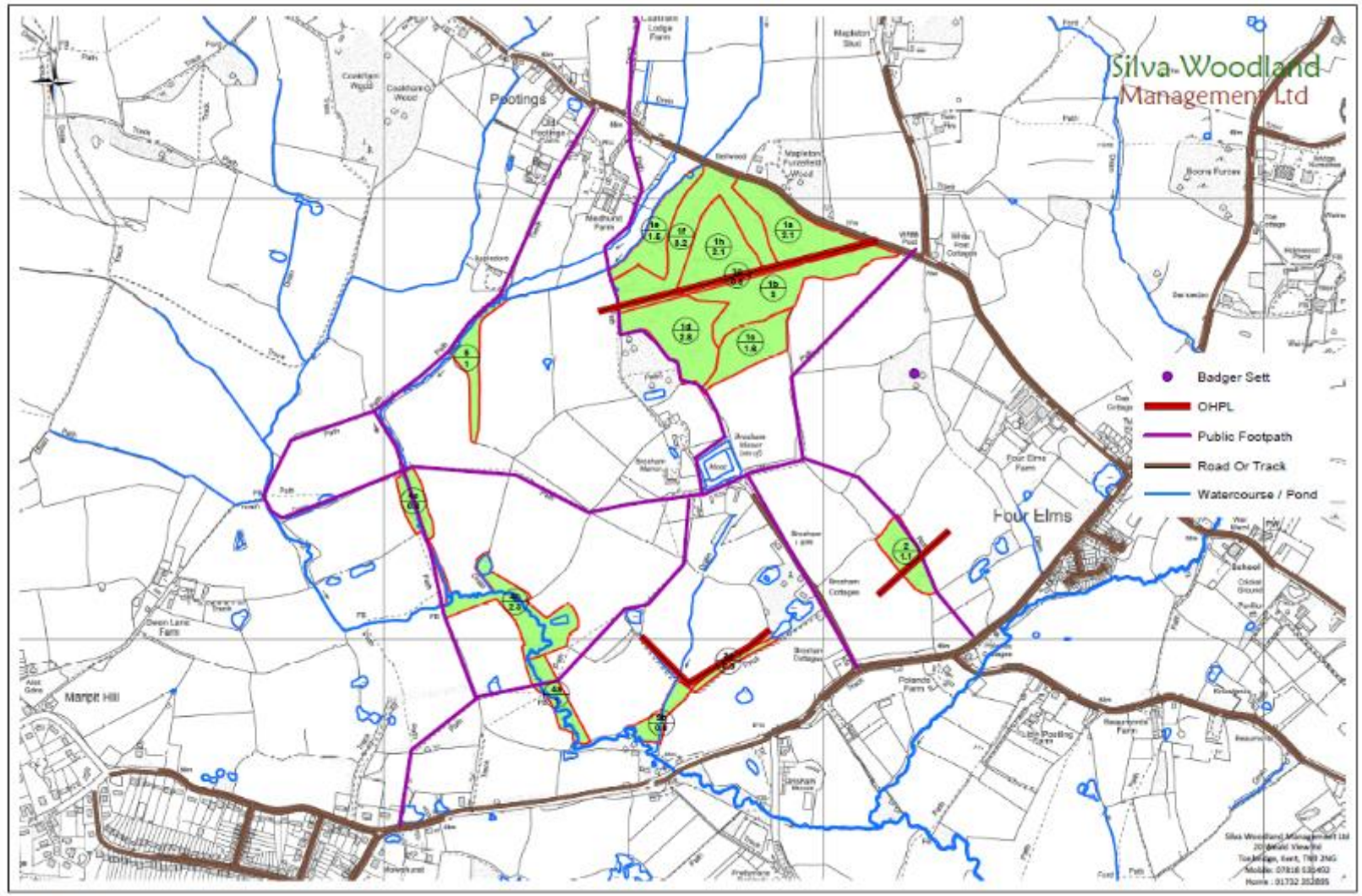

Operational and Site Risk Assessment

- Contractors should be producing operational risk assessment!

- I will then produce a Site Specific Risk Assessment and share it with all parties. Some of the things included will be other site users , neighbours , wayleaves and other man made features as well as the natural features (rivers, ponds, slope)

Risk Assessment & Safe System of Work

Contract: Sub contractor	Operations: Coppicing Operations	Date: 24/09/17	Prepared by: Rick Vallis

SEVERITY RATING (SR)

Equipment Damage (no lost time injury) = 1, Minor Injury (less than 3 days lost time) = 2, RIDDOR Injury = 3, Major Injury = 4, Fatality = 5

LIKELYHOOD RATING (LR)

Unlikely (less than once in 10 years) = 1, Conceivable (once in 5-10 years) = 2, Probable (once in 2-5 years) = 3, Very Likely (once in 1-2 years) = 4, Certain (every year) = 5

RISK RATING (SR x LR)

Low = 1 to 2, Medium = 3 to 5, High = 6 to 8, Very High = 9 to 25

Hazard & Risk	Those at Risk	SR / LR Risk Rating No Controls	Control Measures	SR / LR Risk Rating With Controls	Action By:	Site Safety Rule
Chainsaw cutting chain	Operator, other workers, Member of Public	4 / 2 HIGH	• Trained and competent operators NPTC CS units • Warning signs, segregation • PPE – chainsaw protection Adig	4 / 1 MEDIUM	•	•
Slips and falls	Operator	3 / 2 HIGH	• PPE – Boots with good grip Adig • React to changing weather conditions	3 / 1 MEDIUM	•	•
Lone Working	Operator	4 / 2 HIGH	• No lone working when using chainsaws, operators to share on - fuelling point. • Pre-arranged call in buddy system required if operators are lone working with forest manager / estate office or next of kin. Refer FISA guidance	4 / 1 MEDIUM	•	•
Public on site	General public	4 / 2 HIGH	• Warning signs to be erected around working and stacking areas. Correct stacking heights to be observed. • Cordon off PROW within two tree lengths of operations & erect warning signage around works area • Public liability insurance required.	4 / 1 MEDIUM	• Operator	•
Road Traffic	Road and Site Traffic	5 / 2 HIGH	• Pre plan job and site requirements, advise authorities and site users. • Erect traffic management around working areas according to specific site requirements ie stop/go, traffic lights. • All works to be undertaken by certificated personnel. • All machinery to be in roadworthy condition and display hazard beacon warning lights.	5 / 1 MEDIUM	•	•

First Aid Requirements: Large wound dressing to be carried by each chainsaw operator. Appointed person first aid training preferred.

Works Manager Signature & Date		Contractor Signature & Date	

Site Risk Assessment

Protected species (EPS, nesting birds, etc)
Protected or valuable habitat (SSSI, SAC, veteran trees, notable flora, watercourses)
Historical or cultural features (SAM, other archaeology, TPOs, AONB)
Sporting or amenity considerations

Mostly already considered and identified in the WMP - but RA provides a tool to draw this to the operation of the contractor in a site and time specific manner.

Pre ops commencement

- Pre start meeting

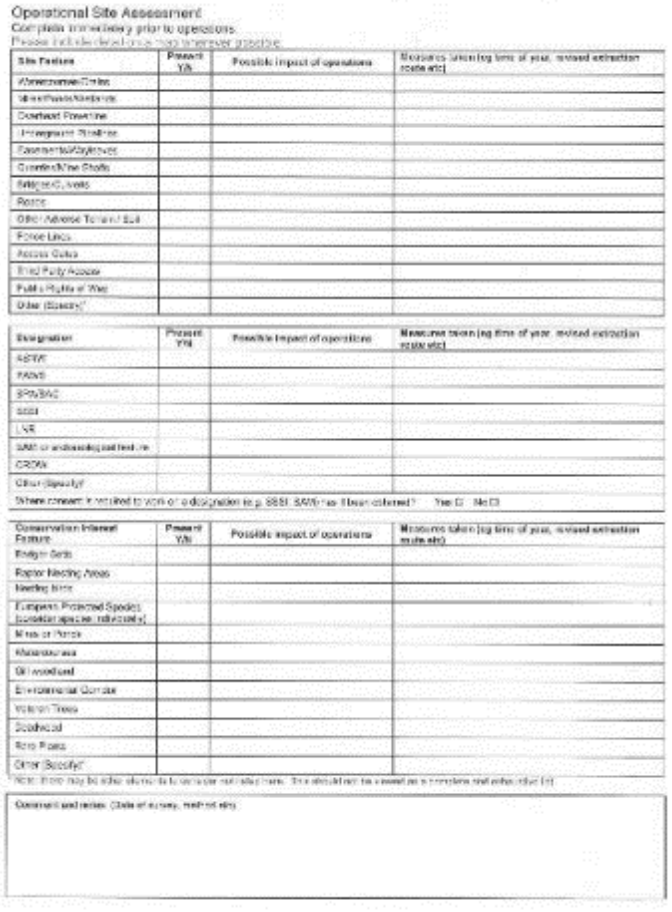

Operational Site Assessment

Complete immediately prior to operations.

Please include detailed on a map wherever possible

Site Feature	Present Y/N	Possible impact of operations	Measures taken (eg time of year, revised extraction route etc)
Warehouse/Cottage			
Streetwater/Waterlines			
Overhead Powerline			
Underground Pipelines			
Easements/Wayleaves			
Granites/Mine Shafts			
Bridges/Culverts			
Roads			
Other Adverse Terrain/ Soil			
Fence Lines			
Access Gates			
Third Party Access			
Public Rights of Way			
Other (Specify)			

Designation	Present Y/N	Possible impact of operations	Measures taken (eg time of year, revised extraction route etc)
ASNW			
PAWS			
SPA/SAC			
SSSI			
LNR			
SAM or archaeological feature			
CRDW			
Other (Specify)			

Where consent is required to work on a designation (e.g. SSSI, SAM) has it been obtained? Yes ☐ No ☐

Conservation Interest Feature	Present Y/N	Possible impact of operations	Measures taken (eg time of year, revised extraction route etc)
Badger Setts			
Raptor Nesting Areas			
Nesting Birds			
European Protected Species (consider species individually)			
Mines or Ponds			
Waterbodies			
Oil woodland			
Environmental Corridor			
Veteran Trees			
Deadwood			
Rare Plants			
Other (Specify)			

Note: there may be other elements to consider not listed here. This should not be viewed as a complete and exhaustive list.

Comment and notes: (Date of survey, method etc)

contract

Site Asse

d & comp

features

tes on th

ed and m



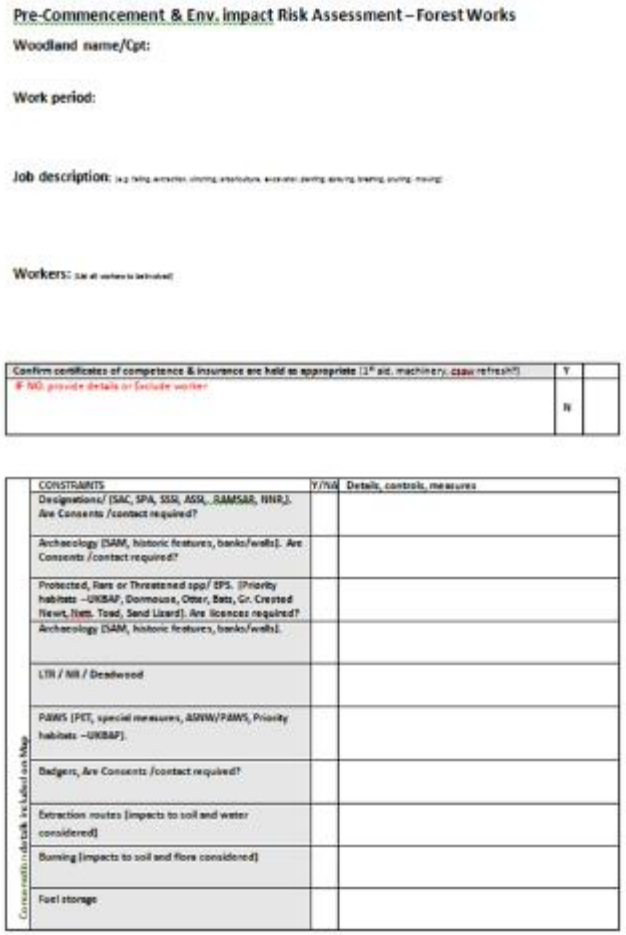

Pre-Commencement & Env. impact Risk Assessment – Forest Works

Woodland name/Cpt:

Work period:

Job description: (e.g. felling, extraction, clearing, arboriculture, excavation, planting, spraying, treating, pruning, mowing)

Workers: (List all workers to be involved)

Confirm certificates of competence & insurance are held as appropriate (1st aid, machinery, csaw refresh?)	Y	
IF NO, provide details or exclude worker	N	

	CONSTRAINTS	Y/NA	Details, controls, measures
Conservation details included on Map	Designations/ (SAC, SPA, SSSI, ASSI, RAMSAR, NNR,). Are Consents /contact required?		
	Archaeology (SAM, historic features, banks/walls). Are Consents /contact required?		
	Protected, Rare or Threatened spp/ EPS. (Priority habitats –UKBAP, Dormouse, Otter, Bats, Gr. Crested Newt, Natt. Toad, Sand Lizard). Are licences required?		
	Archaeology (SAM, historic features, banks/walls).		
	LTR / NR / Deadwood		
	PAWS (PET, special measures, ASNW/PAWS, Priority habitats –UKBAP).		
	Badgers, Are Consents /contact required?		
	Extraction routes (impacts to soil and water considered)		
	Burning (impacts to soil and flora considered)		
	Fuel storage		

Supervision of Operation

Checking precautions and work quality…

- Signage & demarcation
- Extraction routes & stacking areas.
- Brash & stumps
- Product specification
- Thinning intensity and selection
- Unforeseen occurrences deviation to the operational plan

Ongoing checks and co-ordination

- Site monitoring form/ Supervision checklist

- Machinery, Certification & PPE

- Timber stacks
- Haulage- getting timber off site
- Recording/evidencing

Forest Worker Monitoring / Supervision CHECKLIST

Woodland name/Cpt:

Operation:

Workers:

Confirm certificates of competence & insurance is held as appropriate [1st aid, machinery, csaw refresh?] **IF NO**, provide details or Exclude worker	Y N	

	Y/N	Comments/Instructions given further action
Health & Safety.		
Safe working practices, following HSE guidelines appear to be carried out.		
Appropriate PPE worn 1st /id kit(s) present on site, indiv. or squad, located...		
SIGNING – Prohibition, Warning, Threshold, barriers etc identified in site Hazard & Constraints MAP, Doc 08. 8.1.1 and Operational [RA] maintained.		
All other specific actions identified in Doc 08 – 8.1.1 are being followed.		
Evidence that operator aware of content of Doc 08. 8.1.1 and Operational [RA] maintained.		

Site handover from contractor / restoration works

- Meeting undertaken **prior to contractor leaving site.**
- Work complete and to standard. Is the site safe
- Environmental issues addressed.
- Assessment of remedial operations eg Extraction damage
- Take down signs NB haulage ongoing
- Re-instate quickly for an easy life!

Restocking

- Often a different contractor- so need to go through the same process of selecting an appropriate contractor, pre-commencement meetings, risk assessments…etc.
- **Ground prep** (burn EA licence, windrow, mulch?) Depends on scale, constraints, aftercare, cost.
- **Species** will have already been determined by the management plan, as appropriate for the owner's objectives, site types, designations, pest & disease.
- **Provenance- climate change!**
- **Silvicultural layout**: Use of intimate & line mixtures?
- **Stocking density:** higher densities esp for hardwood timber. NB consider future thinning, racks, etc.

Management & Aftercare

- Protection from deer, rabbit & voles
- Maintenance – weeding & death replacement
- Deer management
- Ride management

Forestry Commission England

FC Restocking Inspections

Any Questions?